



**Youngstown-Warren-Boardman, OH-PA Metropolitan Statistical Area**

**Population and Housing Narrative Profile: 2007**  
 Data Set: **2007 American Community Survey 1-Year Estimates**  
 Survey: **American Community Survey**

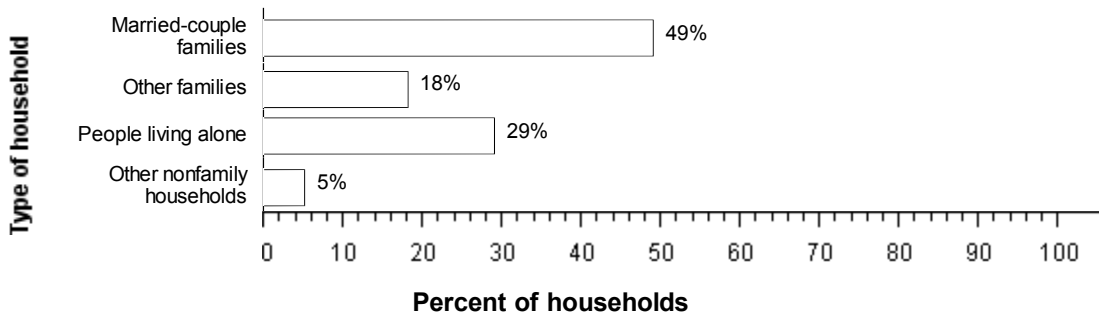
NOTE. Although the American Community Survey (ACS) produces population, demographic and housing unit estimates, it is the Census Bureau's Population Estimates Program that produces and disseminates the official estimates of the population for the nation, states, counties, cities and towns and estimates of housing units for states and counties.

For more information on confidentiality protection, sampling error, nonsampling error, and definitions, see [Survey Methodology](#).

**HOUSEHOLDS AND FAMILIES:** In 2007 there were 232,000 households in Youngstown-Warren-Boardman, OH-PA Metro Area. The average household size was 2.4 people.

Families made up 66 percent of the households in Youngstown-Warren-Boardman, OH-PA Metro Area. This figure includes both married-couple families (49 percent) and other families (18 percent). Nonfamily households made up 34 percent of all households in Youngstown-Warren-Boardman, OH-PA Metro Area. Most of the nonfamily households were people living alone, but some were composed of people living in households in which no one was related to the householder.

**The Types of Households in Youngstown-Warren-Boardman, OH-PA Metro Area in 2007**



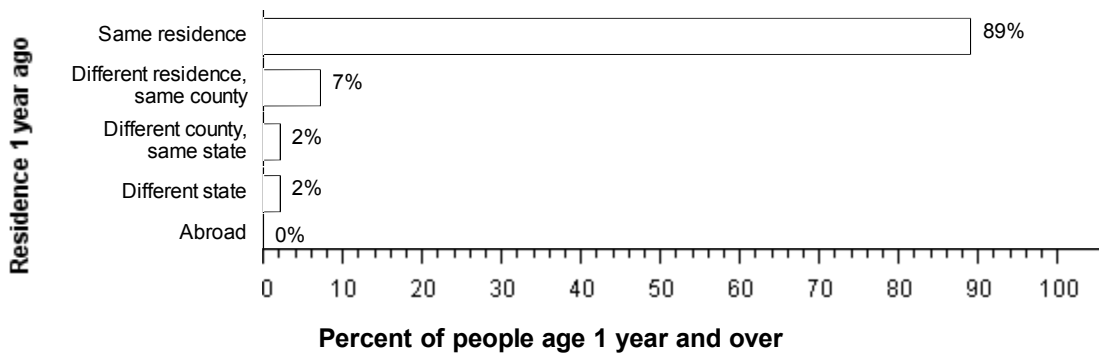
Source: American Community Survey, 2007

**NATIVITY AND LANGUAGE:** Two percent of the people living in Youngstown-Warren-Boardman, OH-PA Metro Area in 2007 were foreign born. Ninety-eight percent was native, including 77 percent who were born in their state of residence.

Among people at least five years old living in Youngstown-Warren-Boardman, OH-PA Metro Area in 2007, 5 percent spoke a language other than English at home. Of those speaking a language other than English at home, 32 percent spoke Spanish and 68 percent spoke some other language; 33 percent reported that they did not speak English "very well."

**GEOGRAPHIC MOBILITY:** In 2007, 89 percent of the people at least one year old living in Youngstown-Warren-Boardman, OH-PA Metro Area were living in the same residence one year earlier; 7 percent had moved during the past year from another residence in the same county, 2 percent from another county in the same state, 2 percent from another state, and less than 0.5 percent from abroad.

**Geographic Mobility of Residents of Youngstown-Warren-Boardman, OH-PA Metro Area in 2007**

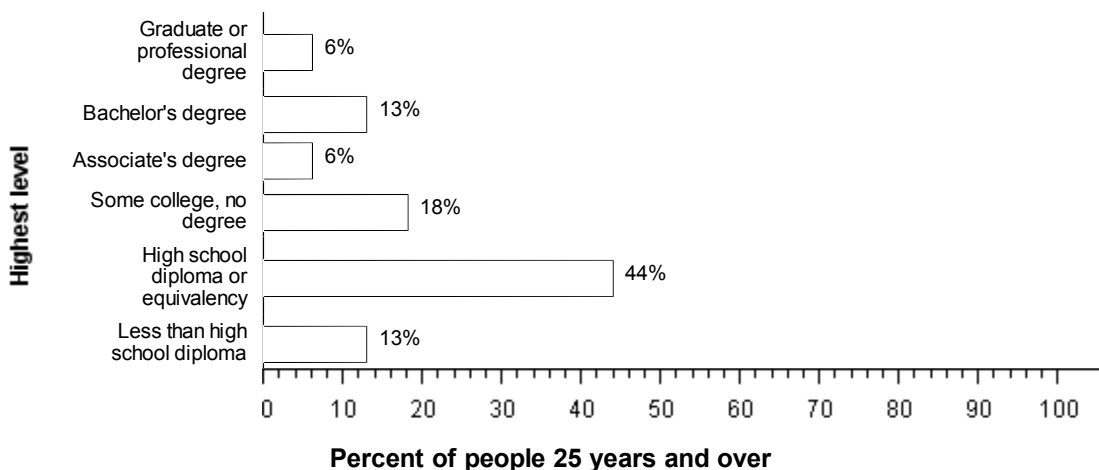


Source: American Community Survey, 2007

**EDUCATION:** In 2007, 87 percent of people 25 years and over had at least graduated from high school and 19 percent had a bachelor's degree or higher. Thirteen percent were dropouts; they were not enrolled in school and had not graduated from high school.

The total school enrollment in Youngstown-Warren-Boardman, OH-PA Metro Area was 135,000 in 2007. Nursery school and kindergarten enrollment was 13,000 and elementary or high school enrollment was 90,000 children. College or graduate school enrollment was 31,000.

**The Educational Attainment of People in Youngstown-Warren-Boardman, OH-PA Metro Area in 2007**

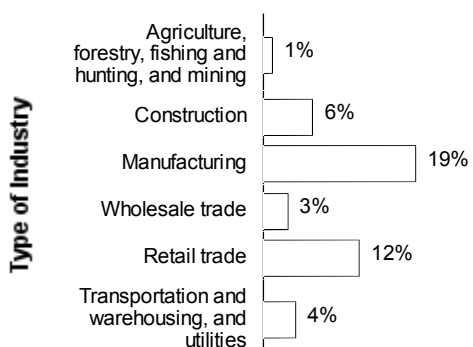


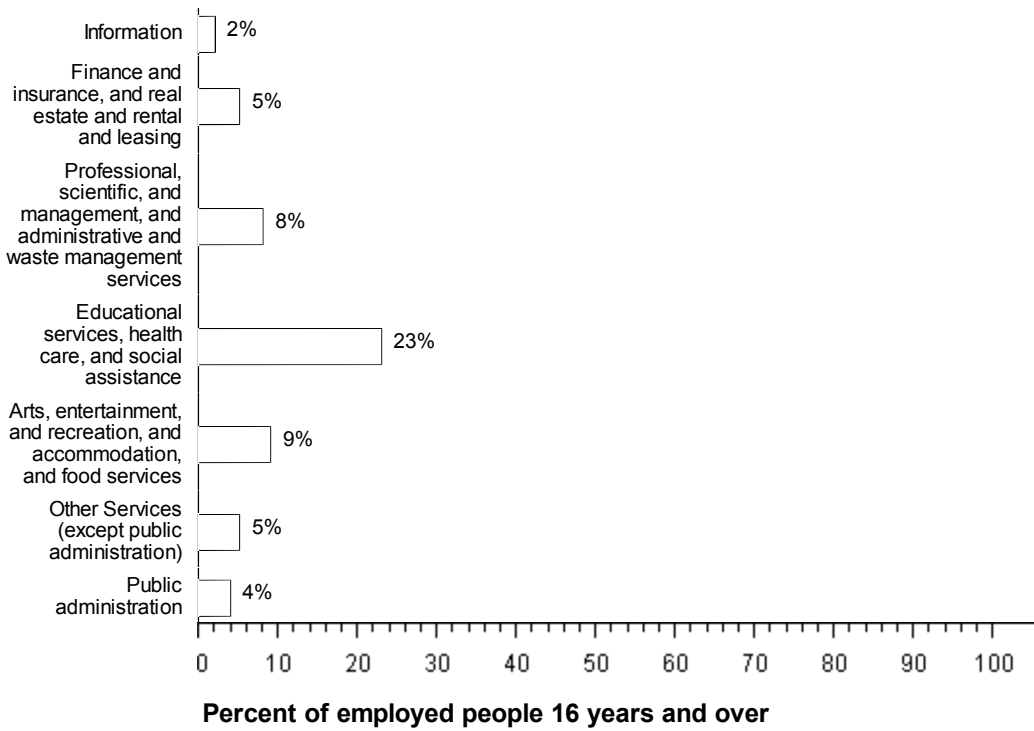
Source: American Community Survey, 2007

**DISABILITY:** In Youngstown-Warren-Boardman, OH-PA Metro Area, among people at least five years old in 2007, 17 percent reported a disability. The likelihood of having a disability varied by age - from 9 percent of people 5 to 15 years old, to 14 percent of people 16 to 64 years old, and to 37 percent of those 65 and older.

**INDUSTRIES:** In 2007, for the employed population 16 years and older, the leading industries in Youngstown-Warren-Boardman, OH-PA Metro Area were Educational services, and health care, and social assistance, 23 percent, and Manufacturing, 19 percent.

**Employment by Industry in Youngstown-Warren-Boardman, OH-PA Metro Area in 2007**





Source: American Community Survey, 2007

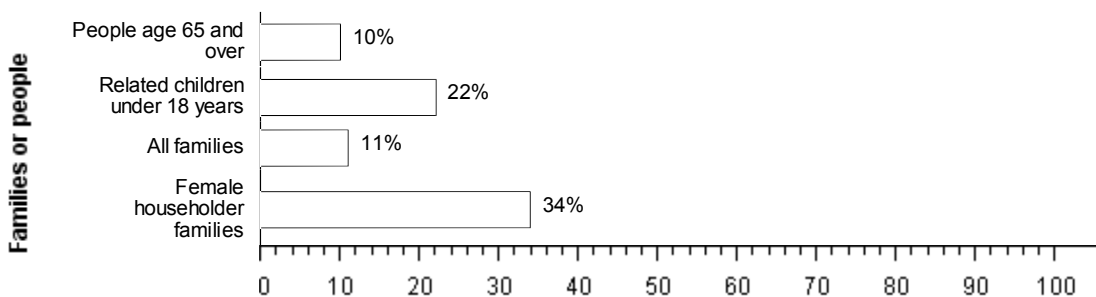
**OCCUPATIONS AND TYPE OF EMPLOYER:** Among the most common occupations were: Management, professional, and related occupations, 27 percent; Sales and office occupations, 26 percent; Service occupations, 19 percent; Production, transportation, and material moving occupations, 19 percent; and Construction, extraction, maintenance and repair occupations, 9 percent. Eighty-two percent of the people employed were Private wage and salary workers; 12 percent was Federal, state, or local government workers; and 6 percent was Self-employed in own not incorporated business workers.

**TRAVEL TO WORK:** Eighty-six percent of Youngstown-Warren-Boardman, OH-PA Metro Area workers drove to work alone in 2007, 7 percent carpooled, 1 percent took public transportation, and 3 percent used other means. The remaining 3 percent worked at home. Among those who commuted to work, it took them on average 21.4 minutes to get to work.

**INCOME:** The median income of households in Youngstown-Warren-Boardman, OH-PA Metro Area was \$40,292. Seventy-three percent of the households received earnings and 25 percent received retirement income other than Social Security. Thirty-four percent of the households received Social Security. The average income from Social Security was \$14,256. These income sources are not mutually exclusive; that is, some households received income from more than one source.

**POVERTY AND PARTICIPATION IN GOVERNMENT PROGRAMS:** In 2007, 15 percent of people were in poverty. Twenty-two percent of related children under 18 were below the poverty level, compared with 10 percent of people 65 years old and over. Eleven percent of all families and 34 percent of families with a female householder and no husband present had incomes below the poverty level.

**Poverty Rates in Youngstown-Warren-Boardman, OH-PA Metro Area in 2007**

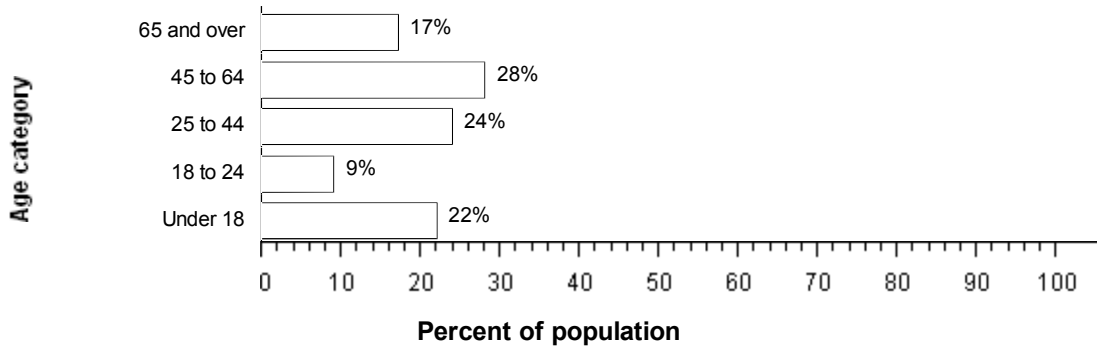


### Percent below poverty level

Source: American Community Survey, 2007

POPULATION OF Youngstown-Warren-Boardman, OH-PA Metro Area: In 2007, Youngstown-Warren-Boardman, OH-PA Metro Area had a total population of 571,000 - 295,000 (52 percent) females and 276,000 (48 percent) males. The median age was 41.4 years. Twenty-two percent of the population was under 18 years and 17 percent was 65 years and older.

#### The Age Distribution of People in Youngstown-Warren-Boardman, OH-PA Metro Area in 2007

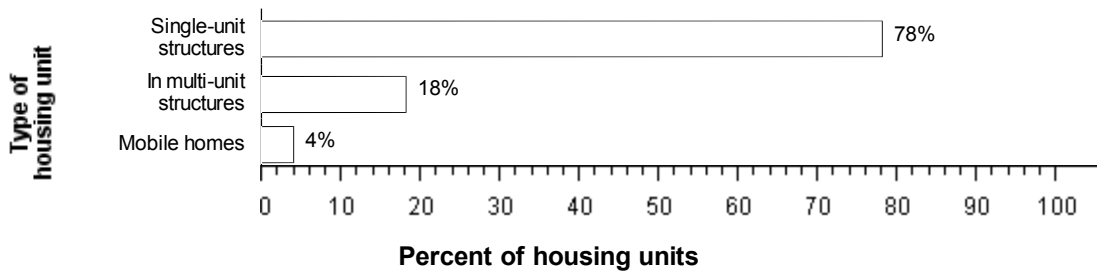


Source: American Community Survey, 2007

For people reporting one race alone, 88 percent was White; 11 percent was Black or African American; less than 0.5 percent was American Indian and Alaska Native; 1 percent was Asian; less than 0.5 percent was Native Hawaiian and Other Pacific Islander, and less than 0.5 percent was Some other race. One percent reported Two or more races. Two percent of the people in Youngstown-Warren-Boardman, OH-PA Metro Area was Hispanic. Eighty-five percent of the people in Youngstown-Warren-Boardman, OH-PA Metro Area was White non-Hispanic. People of Hispanic origin may be of any race.

HOUSING CHARACTERISTICS: In 2007, Youngstown-Warren-Boardman, OH-PA Metro Area had a total of 263,000 housing units, 12 percent of which were vacant. Of the total housing units, 78 percent was in single-unit structures, 18 percent was in multi-unit structures, and 4 percent was mobile homes. Fourteen percent of the housing units were built since 1990.

#### The Types of Housing Units in Youngstown-Warren-Boardman, OH-PA Metro Area in 2007

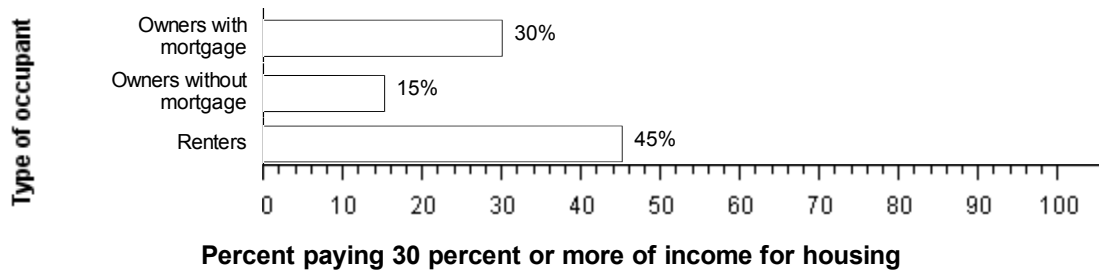


Source: American Community Survey, 2007

OCCUPIED HOUSING UNIT CHARACTERISTICS: In 2007, Youngstown-Warren-Boardman, OH-PA Metro Area had 232,000 occupied housing units - 170,000 (73 percent) owner occupied and 62,000 (27 percent) renter occupied. Five percent of the households did not have telephone service and 7 percent of the households did not have access to a car, truck, or van for private use. Multi Vehicle households were not rare. Thirty-nine percent had two vehicles and another 19 percent had three or more.

HOUSING COSTS: The median monthly housing costs for mortgaged owners was \$1,023, nonmortgaged owners \$387, and renters \$556. Thirty percent of owners with mortgages, 15 percent of owners without mortgages, and 45 percent of renters in Youngstown-Warren-Boardman, OH-PA Metro Area spent 30 percent or more of household income on housing.

#### Occupants with a Housing Cost Burden in Youngstown-Warren-Boardman, OH-PA Metro Area in 2007



Source: American Community Survey, 2007

Source: U.S. Census Bureau, 2007 American Community Survey

The U.S. Census Bureau's Population Estimates Program produces the [official population estimates for the nation, states, counties and places](#), and the [official estimates of housing units for states and counties](#). The population and housing characteristics included above are derived from the American Community Survey.

Notes:

- Detail may not add to totals due to rounding.
- Percentages are based on unrounded numbers.